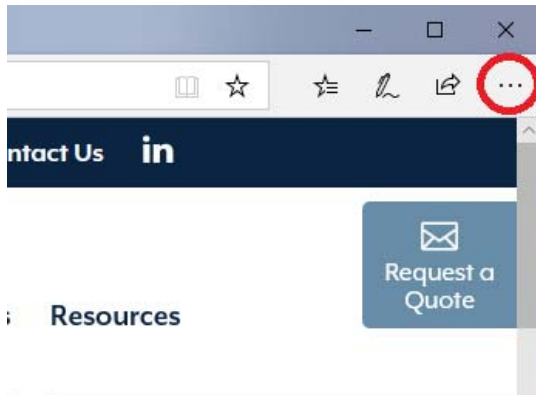


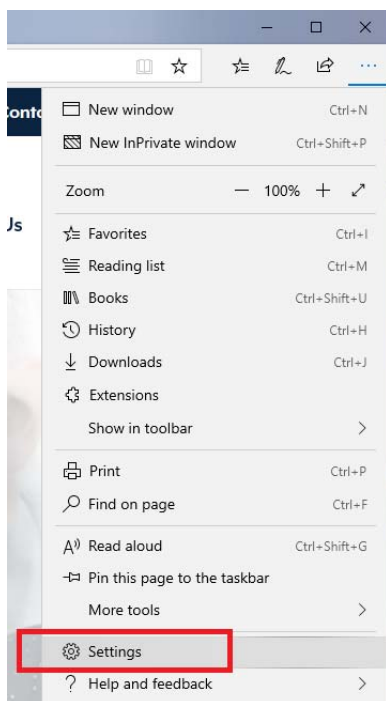
How to allow pop ups in Microsoft Edge (Windows 10):

* You cannot add pop-up exceptions in Edge. You have to turn the pop up blocker off for this to work.

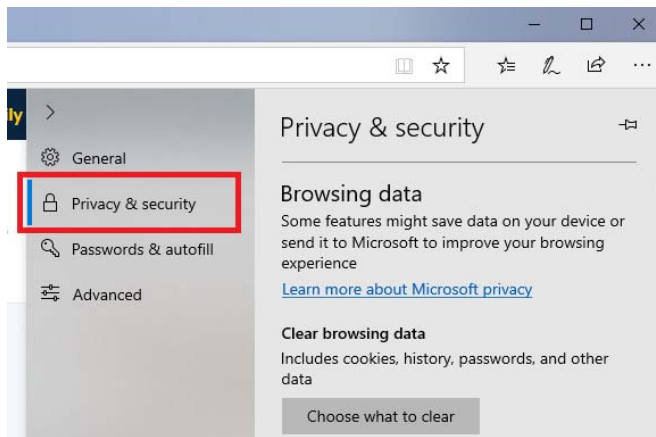
1. If you don't get the Knowledge Center to open when clicking Continue on the pop up warning page, click the menu icon in the top right corner of Edge (3 dots next to each other).



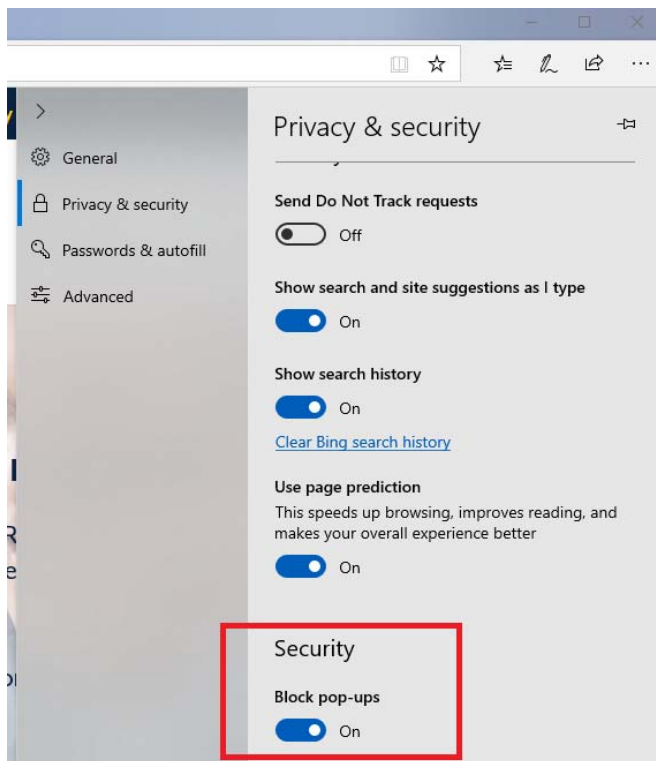
2. Click on **Settings** in the menu.



3. Along the left side of the menu, click on Privacy & security



4. Scroll the menu down to the Security section and you will see a slider for Block pop-ups. Click on it to turn the slider off.



5. Click anywhere on the webpage and the settings menu will close.

6. Click Continue button on the pop up warning page and the Knowledge Center will open.