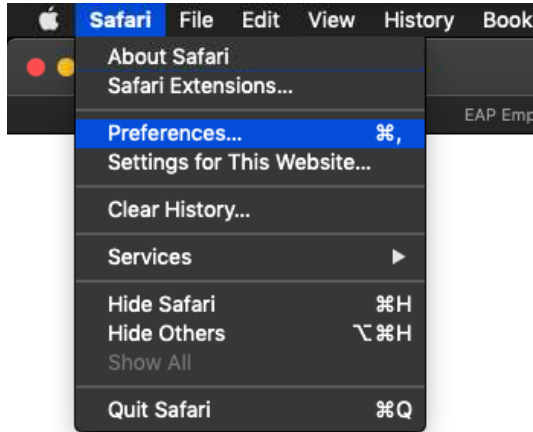
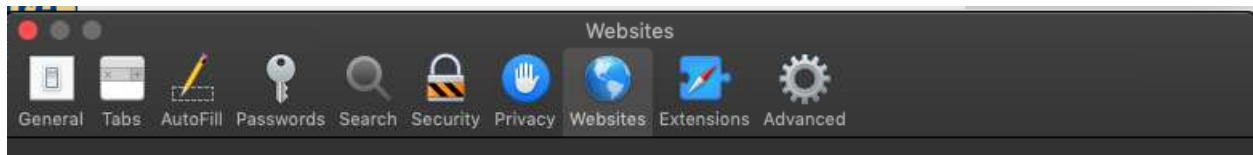


Apple Safari 12:

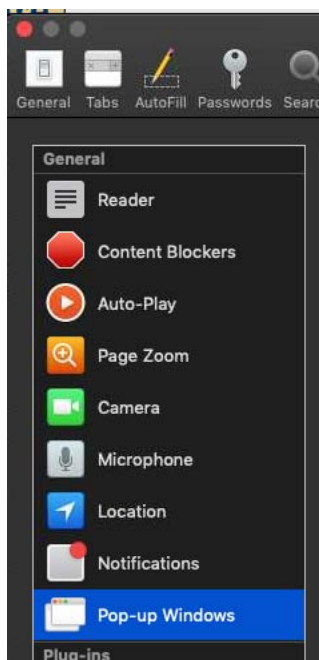
- 1) Go to the website theap.skillport.com
- 2) In the menu bar, click Safari, then click Preferences



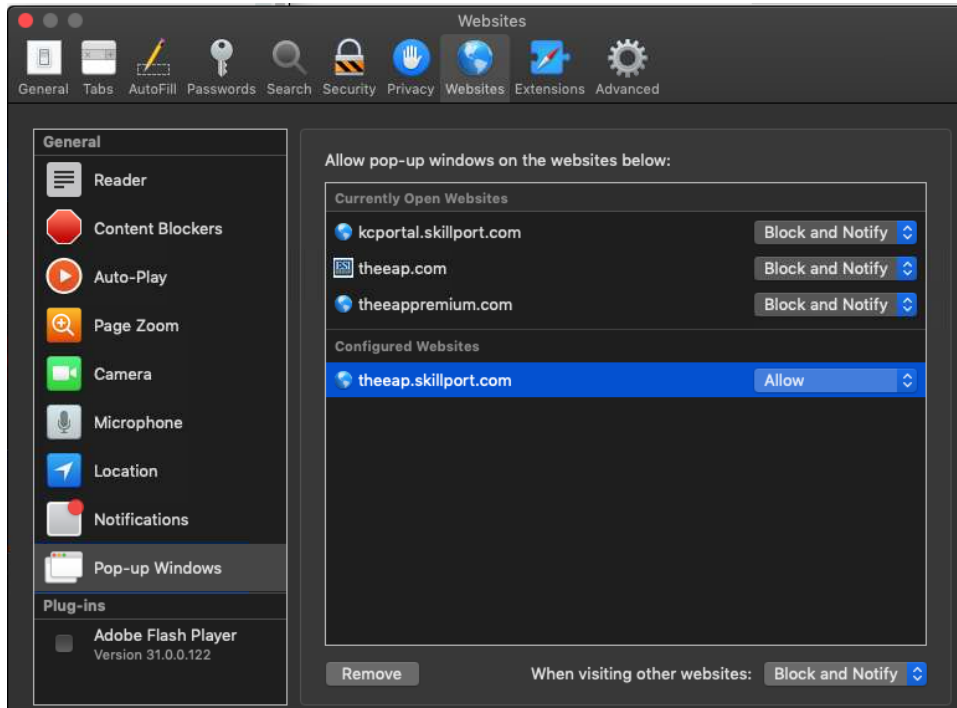
- 3) Click the Websites button across the top of the page.



- 4) In the menu along the left side, click on Pop-up Windows



4) Find theep.skillport.com in the websites list and change the setting to Allow.



5) Click the Red X in the top left corner to close Preferences.

6) Close the tab with theep.skillport.com open.

7) Go back to www.theep.com and click Employee & Family Login to sign in.

8) Click the tile for the KnowledgeCenter, then click Open in New Window.

9) Click the Continue button on the pop up blocker warning page and the KnowledgeCenter should open.